WhatWorks

BY GLADIATOR

— BIKING & SPORTS —

5 Ways to Keep Your Cycling Gear Ready to Go

NOVEMBER 3, 2017

You're motivated, ready to head outside and itching to start pedaling. Whether you're a seasoned cyclist or new to the game, you can't wait to put your biking and cycling gear to good use. Check out these five tips to keep your bike, helmets, shoes and more organized and accessible, and you'll be hitting the pavement in no time.

1. Keep Your Bike Off the Ground

This one's a no-brainer. On the rare occasion your bike's not in motion, keep it off the floor with Gladiator Claw™ Advanced Bike Storage or Horizontal Bike Hooks to free up your space while protecting — and showing off — your wheels.



FEATURED CATEGORIES



CAMPING & OUTDOORS

ARTS & CRAFTS

LAWN & GARDENING

SEARCH

Search blog



2. Shape Up Your Shoe System

Now that you've got your bike off the floor, you need to do something about those shoes. Organize and line them up on a 30″ Shoe Rack, so you can easily slip them on and ride out the door in a flash.

GLADIATOR
by Whirlpool Corporation

3. Keep a Cool Head

Safety should be top of mind — literally. Helmets might seem cumbersome, but you'll feel more motivated to wear yours if it's easy to reach and not tucked away in a dark, forgotten corner. Ditto for protective clothing and padding. Give your protective gear some love, and it'll treat you right.

CATEGORIES

ARTS & CRAFTS (1)
BEFORE & AFTERS (13)
BEYOND THE GARAGE (3)
BIKING & SPORTS (3)
CAMPING & OUTDOORS (2)
DIY & TECH (7)
GARAGE STORAGE (2)
GIFT GUIDE (2)
HOME DECOR (1)
HOME PROJECTS (5)
LAWN & GARDENING (3)
ORGANIZING FOR FAMILIES (3)
REAL SPACES & STORIES (23)
SMALL SPACES (1)
TIPS & HACKS (2)
WORKSPACES (3)

ARCHIVES

Select Month

INSTAGRAM





FOLLOW US

4. Stay Hydrated and Energized

Everyone forgets to drink water throughout the day, but if you're heading out for a ride you can't afford to leave your water bottle and energy bars at home. GearBoxes are great for holding quick, on-the-go snacks when you're eager to hit the road.

CLIF BAR
OATMEAL RAISIN WALNUT
SPORT BEANS
I love my BIKE.
RE+HAB
ROCKET RED
GLADIATOR

5. Keep Your Gear Clean

You know you're riding right when your gear gets muddied up. Make maintenance effortless with easy-to-access wipes, cleaning sprays and paper towels straight from a conveniently placed Clean-Up Caddy.

As your biking habits change, so will your organization needs. Start with a Bike GearTrack® Pack to create your own dynamic wall system that you can adjust, customize and build up to help you organize and protect your cycling gear, so it's always ready to go. With the help of GearTrack® Channels, hooks and more, you can also keep your tire pump, trainer, extra wheel sets and backpacks close at hand.

FEATURED

Shop the Post

‹

GearTrack® Channels 4' (2 Pack) - Grey

$23.49

J & L Hooks (8-pack) - Granite

$14.99

Wide Hook - Granite

$8.99

0 COMMENTS

BY GLADIATOR

You Might Also Like

FAMILY ON THE MOVE ORGANIZES THEIR NEW GARAGE

NATIONAL BIKE MONTH: WHY I RIDE

0 Comments GGW Blog

1 Login

Recommend Share

Sort by Best

Start the discussion…

LOG IN WITH

OR SIGN UP WITH DISQUS ?

Name

Be the first to comment.

Subscribe Add Disqus to your site Privacy

DISQUS

GLADIATOR®

WhatWorks
BY GLADIATOR®

Jaw-Dropping Workshop Organization for the DIYer
December 20, 2017

Small Glass-Cutting Studio, Big Ideas
December 6, 2017

SIGN UP FOR OUR NEWSLETTER!

SUBSCRIBE

DO YOU HAVE A GLADIATOR® SUCCESS STORY?

YOU COULD BE FEATURED ON OUR BLOG!

SHARE IT WITH US

FACEBOOK TWITTER INSTAGRAM PINTEREST

Tag your photos with
#ReachForMore

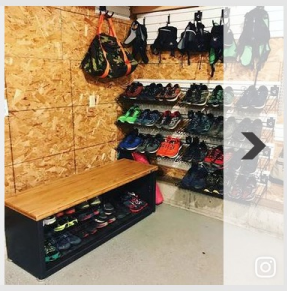Add photo